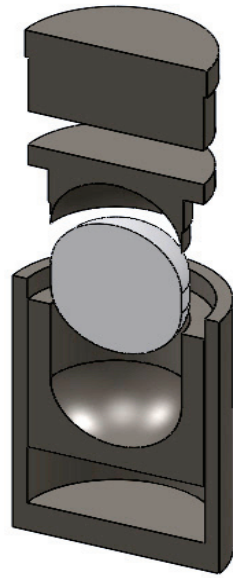




Cobalt-60

Cobalt-60 is widely used throughout the world for demanding industrial field radiography applications. The higher energy of Cobalt-60 allows for penetration of thicker materials (2 inches; 50.8mm or greater) with a relatively short exposure time. SPEC's unique spherical source design allows for smaller focal sizes, improving contrast sensitivity. Cobalt-60 has an extremely long half-life, allowing for sources to remain usable for 10 or more years.



SPEC⁶⁰Cobalt Sources have an optimized focal size and are doubly encapsulated.

COBALT-60 SOURCE MODEL INFORMATION

EXPOSURE DEVICES	 THE ABOVE CABLE END REQUIRES THE BELOW FAIL-SAFE SOURCE CONNECTOR	 THE ABOVE CABLE END REQUIRES THE BELOW BALL & SOCKET SOURCE CONNECTOR	MAX ACTIVITY	SOURCE EXCHANGER
SPEC-300	G-70	N/A	300	N/A
Sentinel® (QSA Global) 680 Series	G-80	G-80T	100	N/A
Sentinel® (QSA Global) 684	G-80 684	G-80T 684	10	N/A
Sentinel® (QSA Global) 741	G-80 741	G-80T 741	30	N/A

COBALT-60 PHYSICAL DATA

Half-life:	5.27 years
Exposure Rate Constant	1,350 mR-m ² /hr-Ci
Energy Range	1170-1330 keV

AVAILABLE SOURCE SIZES AND ACTIVITIES

FOCAL SIZE (in)	EXPECTED ACTIVITY (Ci)
0.120	30 to 33
0.150	50 to 55
0.172	75 to 80
0.187	100 to 110
0.217	150 to 155
0.236	200 to 210
0.268	290 to 300

